

Hamilton Plaza

1235 HIGHWAY 33 | HAMILTON TOWNSHIP, NJ 08690

LEVIN
MANAGEMENT



3.4M visits annually*
8.18 visit frequency*
39 min avg. duration*

*Property Data by Placer.ai



Last Available Space

4,373 SF

Property Highlights

- 175,440-square-foot community center anchored by ShopRite, **ranked #1 most visited location within the local chain**
- The center gets 3.4 million annual visits and is ranked #3 center within 15 miles of center.
- Hamilton Plaza sits at the intersection of heavily-traveled Route 33 and Whitehorse - Hamilton Square Road.
- Ample on-site parking with easy ingress and egress around the center.
- Recent leasing activity: Poke Bros. is coming soon and a new Habit Burger is under development for the pad site with a drive-thru.
- Ivy Rehab is now open!
- **Co-brokers: 5% commission up to 15K SF**

Retailers



Average Daily Traffic

18,521 NJ 33

11,561 Yardville Hamilton Square

9,322 White Horse - Hamilton Square Road

Demographics

5-mile radius



184,748
POPULATION



67,773
HOUSEHOLDS



\$138,097
AVERAGE HH INCOME



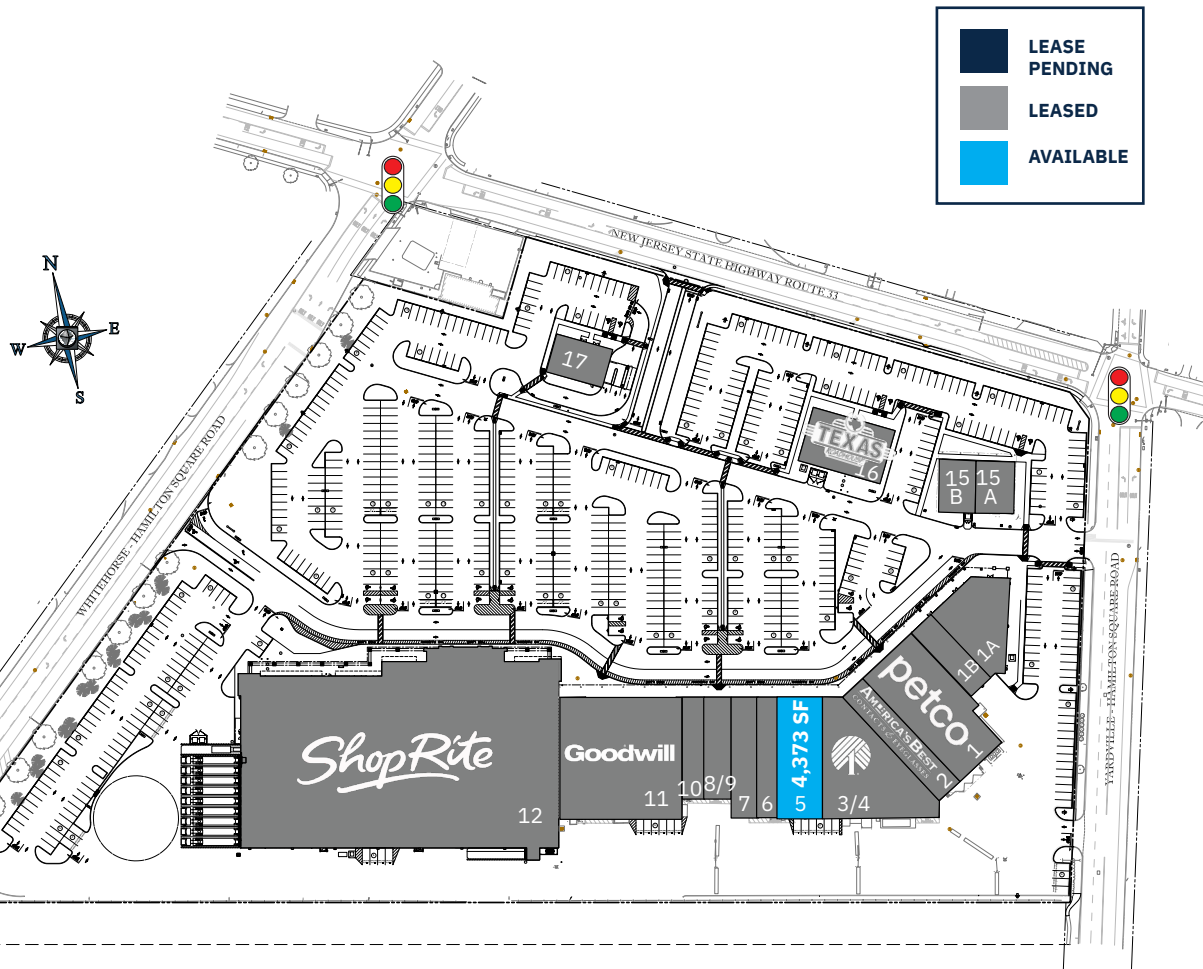
100,743
DAYTIME POPULATION

Source: sitesusa.com

Hamilton Plaza

1235 HIGHWAY 33 | HAMILTON TOWNSHIP, NJ 08690

SITE PLAN



TENANT ROSTER

SF

1	Petco	13,640
1A	Mattress Firm	7,473
1B	Slice of Brooklyn	2,530
2	America's Best	4,471
3/4	Dollar Tree	15,906
5	Available	4,373
6	Poke Bros. <i>opening soon!</i>	1,726
7	Queen Bee Nail Salon	2,556
8/9	Norman's Hallmark	7,115
10	Ivy Rehab	2,400
11	The Goodwill Store	20,400
12	ShopRite	80,675
15A	Moe's Southwest Grill	2,600
15B	T-Mobile	2,600
16	Texas Roadhouse	6,500
17	Habit Burger <i>opening soon!</i>	3,075

Hamilton Plaza

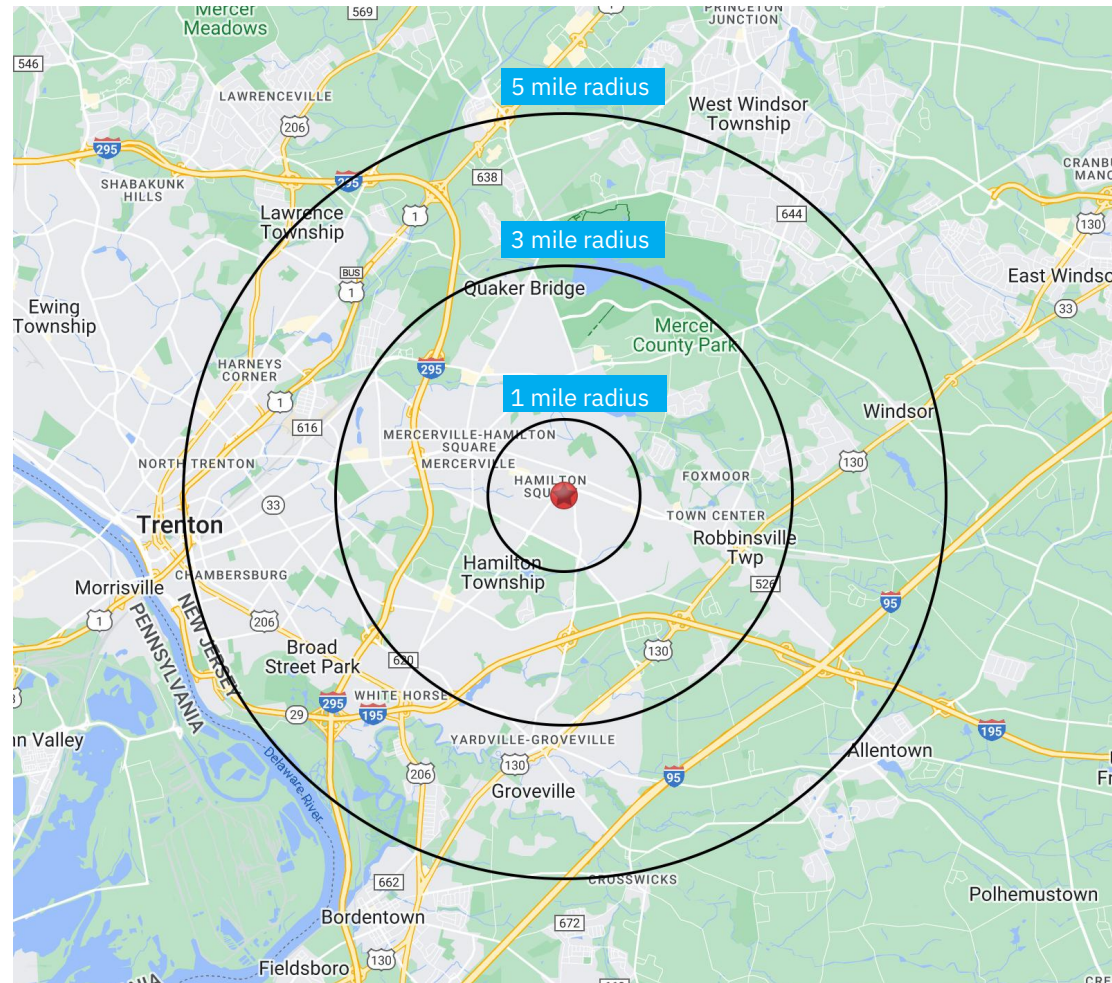
1235 HIGHWAY 33 | HAMILTON TOWNSHIP, NJ 08690

LEVIN
MANAGEMENT

DEMOGRAPHICS

2010-2020 Census, 2024 Estimates	1 mile radius	3 mile radius	5 mile radius
Population	10,482	61,933	184,748
Households	4,129	25,811	67,773
Average Household Income	\$163,641	\$145,689	\$138,097
Projected Average Household Income (2028)	\$185,461	\$162,963	\$157,279
Median Household Income	\$121,492	\$114,180	\$105,361
Total Businesses	390	2,648	6,349
Total Employees	4,767	31,876	75,714
Daytime Population	6,347	41,368	100,743
Total Annual Household Expenditure	\$422.06 M	\$2.39 B	\$6.04 B
HH Income \$200K or more	806	4,434	11,116
College Degree + (Bachelor Degree or Higher)	3,923	21,412	48,511

Source: sitesusa.com



Hamilton Plaza

1235 HIGHWAY 33 | HAMILTON TOWNSHIP, NJ 08690

LEVIN
MANAGEMENT

3.4M Visits

Over L12 Months

#1 Most Visited

Location Within Chain

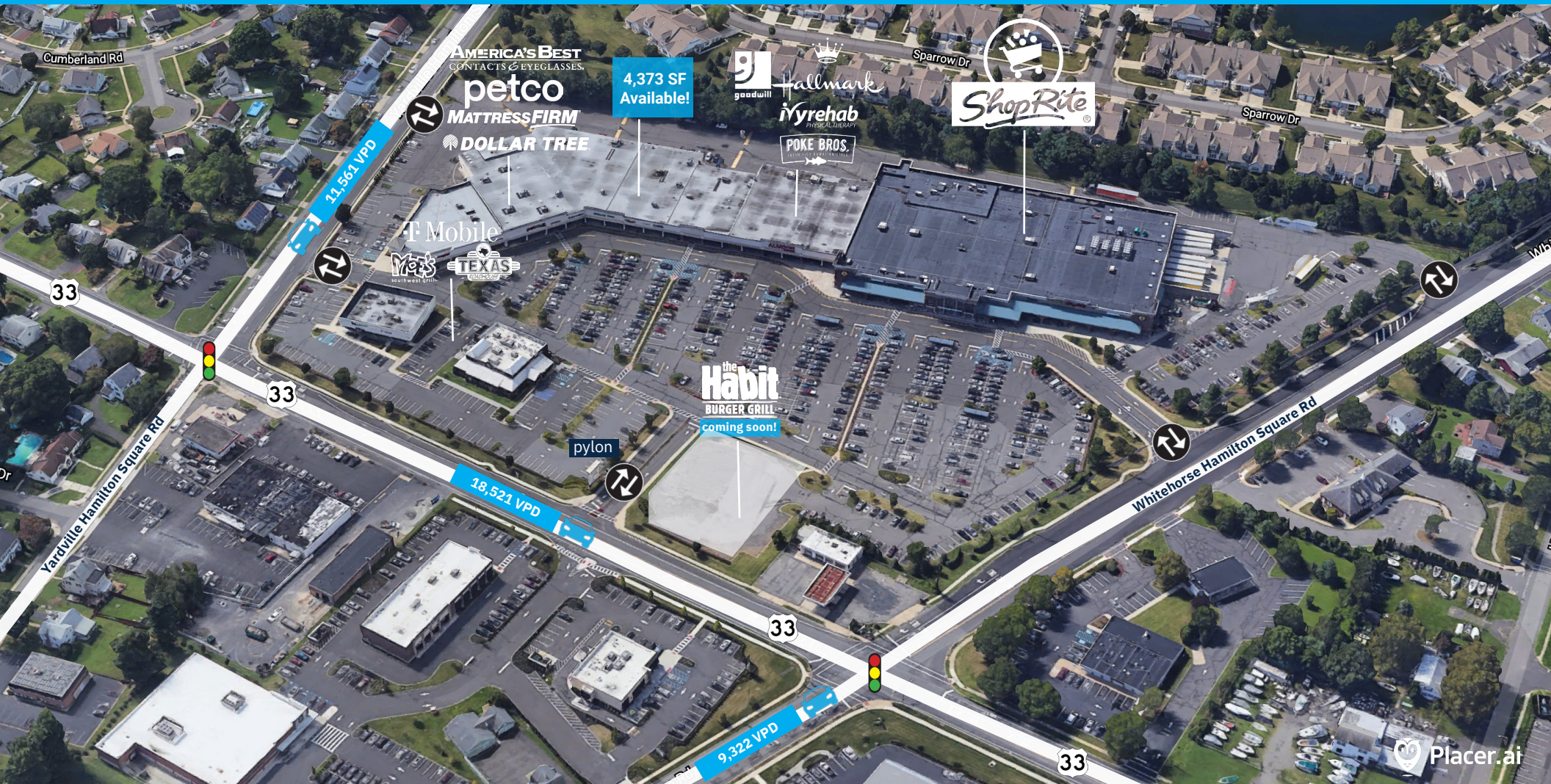
ShopRite

#3 Most Visited Center

Within A 15-Mile Radius

184,748

Population Within
A 5-Mile Radius



1235 HIGHWAY 33 | HAMILTON TOWNSHIP, NJ 08690

MANAGEMENT

[illegible]

CONTACT EXCLUSIVE AGENT

ED VASCONCELLOS
Leasing Representative
t. 908.226.5290 m. 856.912.4863
evasconcellos@levinmgt.com



Main Office
975 US Highway 22
North Plainfield, NJ 07060
800.488.0768
levinmgt.com | 70 YEARS