

Hamilton Plaza

1235 HIGHWAY 33 | HAMILTON TOWNSHIP, NJ 08690

LEVIN
MANAGEMENT



3.1M visits annually*
8.33 visit frequency*
45 min avg. duration*

*Property Data by Placer.ai



Last Available Space

4,373 SF

Property Highlights

- 175,440-square-foot community center anchored by ShopRite, **ranked #1 most visited location within the local chain**
- The center gets 3.1 million annual visits and is ranked #3 center within 15 miles of center.
- Hamilton Plaza sits at the intersection of heavily-traveled Route 33 and Whitehorse - Hamilton Square Road
- Ample onsite parking with easy ingress and egress around the center
- Recent leasing activity includes: Ivy Rehab and Poke Bros. coming soon and a new Habit Burger under development for the pad site with a drive-thru.
- **Co-brokers: 5% commission up to 15K SF**

Retailers



Average Daily Traffic


18,521 NJ 33

11,561 Yardville Hamilton Square

9,322 White Horse - Hamilton Square Road

Demographics

5-mile radius

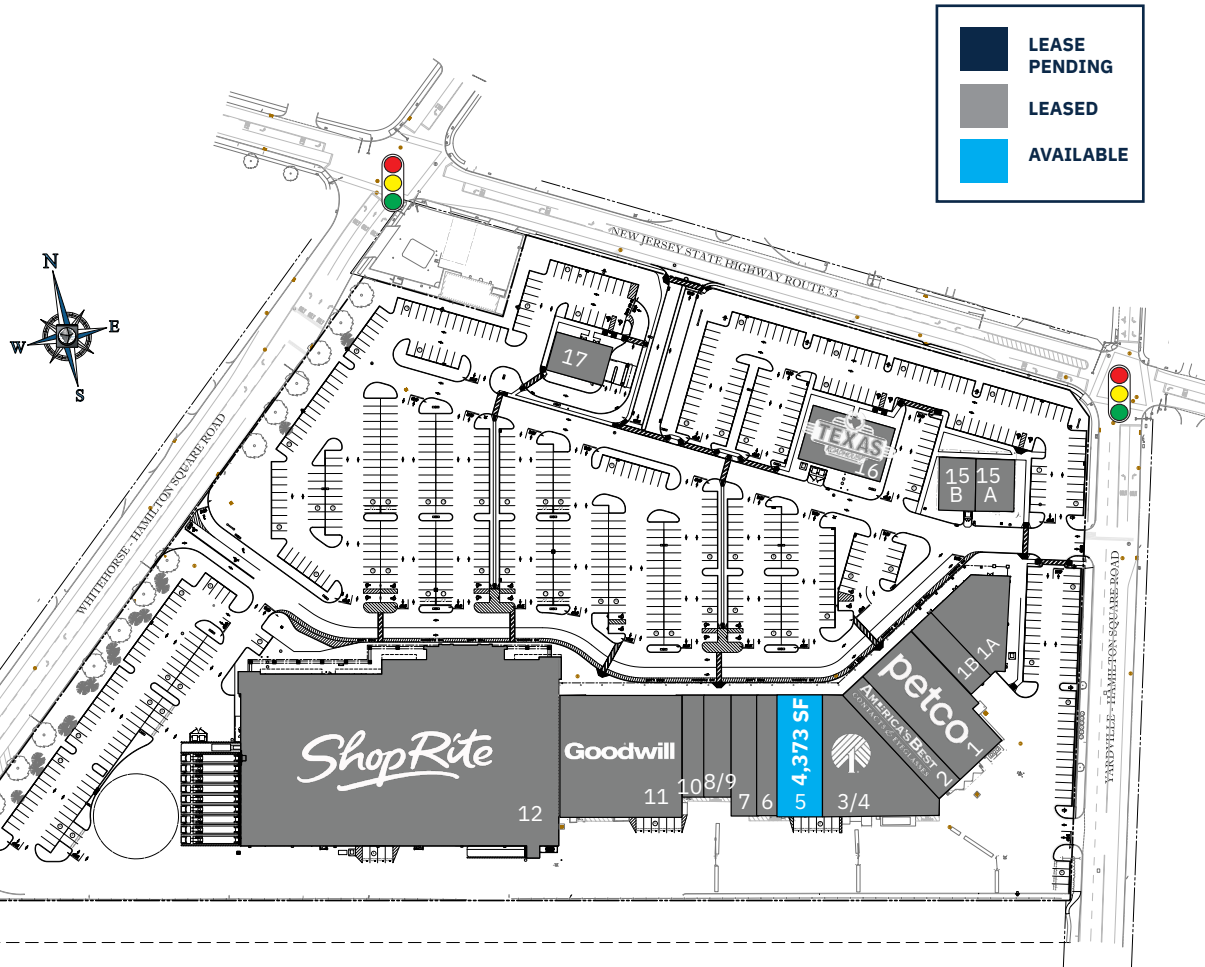


Source: sitesusa.com

Hamilton Plaza

1235 HIGHWAY 33 | HAMILTON TOWNSHIP, NJ 08690

SITE PLAN



TENANT ROSTER

SF

1	Petco	13,640
1A	Mattress Firm	7,473
1B	Slice of Brooklyn	2,530
2	America's Best	4,471
3/4	Dollar Tree	15,906
5	Available	4,373
6	Poke Bros. <i>opening soon!</i>	1,726
7	Queen Bee Nail Salon	2,556
8/9	Norman's Hallmark	7,115
10	Ivy Rehab <i>opening soon!</i>	2,400
11	The Goodwill Store	20,400
12	ShopRite	80,675
15A	Moe's Southwest Grill	2,600
15B	T-Mobile	2,600
16	Texas Roadhouse	6,500
17	Habit Burger <i>opening soon!</i>	3,075

Hamilton Plaza

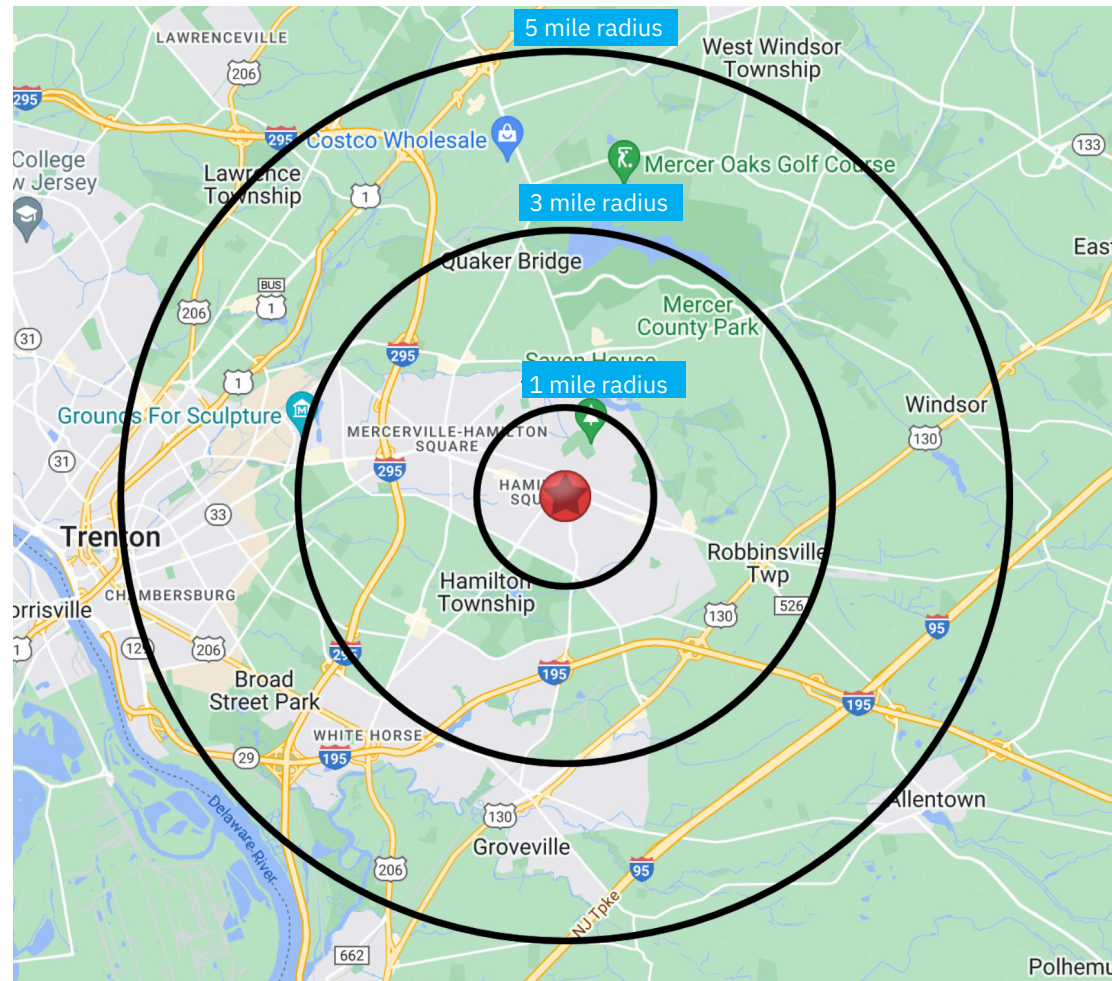
1235 HIGHWAY 33 | HAMILTON TOWNSHIP, NJ 08690

LEVIN
MANAGEMENT

DEMOGRAPHICS

2010-2020 Census, 2023 Estimates	1 mile radius	3 mile radius	5 mile radius
Population	10,951	61,554	192,061
Households	4,133	25,112	68,879
Average Household Income	\$117,549	\$111,000	\$108,908
Projected Average Household Income (2028)	\$150,134	\$141,462	\$139,191
Median Household Income	\$110,032	\$102,176	\$93,250
Total Businesses	420	2,660	6,489
Total Employees	5,295	33,414	87,518
Daytime Population	5,747	35,915	94,940
Total Annual Household Expenditure	\$321.49 M	\$1.9 B	\$5.13 B
HH Income \$200K or more	558	3,313	8,487
College Degree + (Bachelor Degree or Higher)	3,803	19,492	46,970

Source: sitesusa.com



Hamilton Plaza

1235 HIGHWAY 33 | HAMILTON TOWNSHIP, NJ 08690

LEVIN
MANAGEMENT

3.1M Visits

Over L12 Months

#1 Most Visited

Location Within Chain

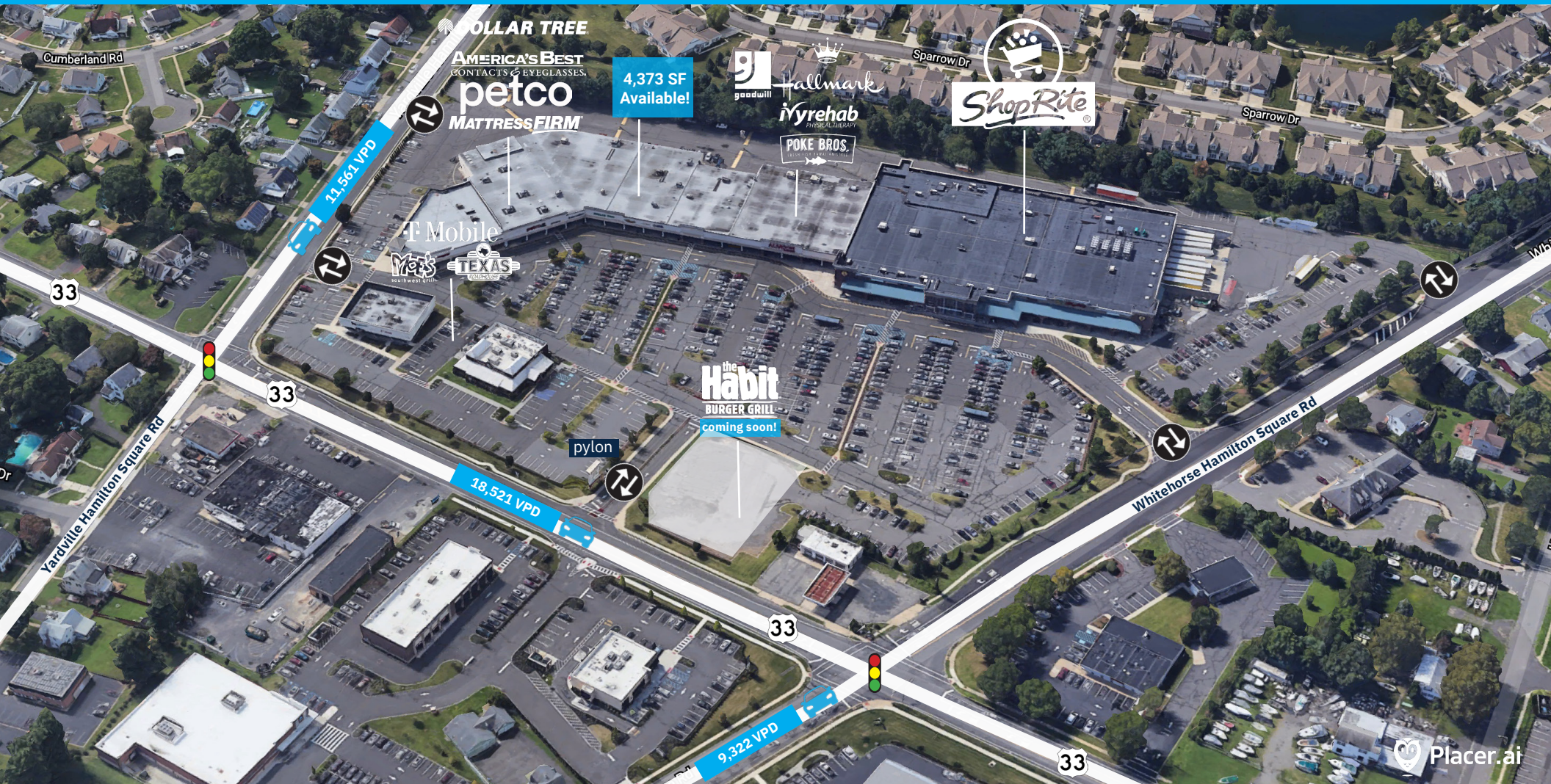
ShopRite

#3 Most Visited Center

Within A 15-Mile Radius

192,061

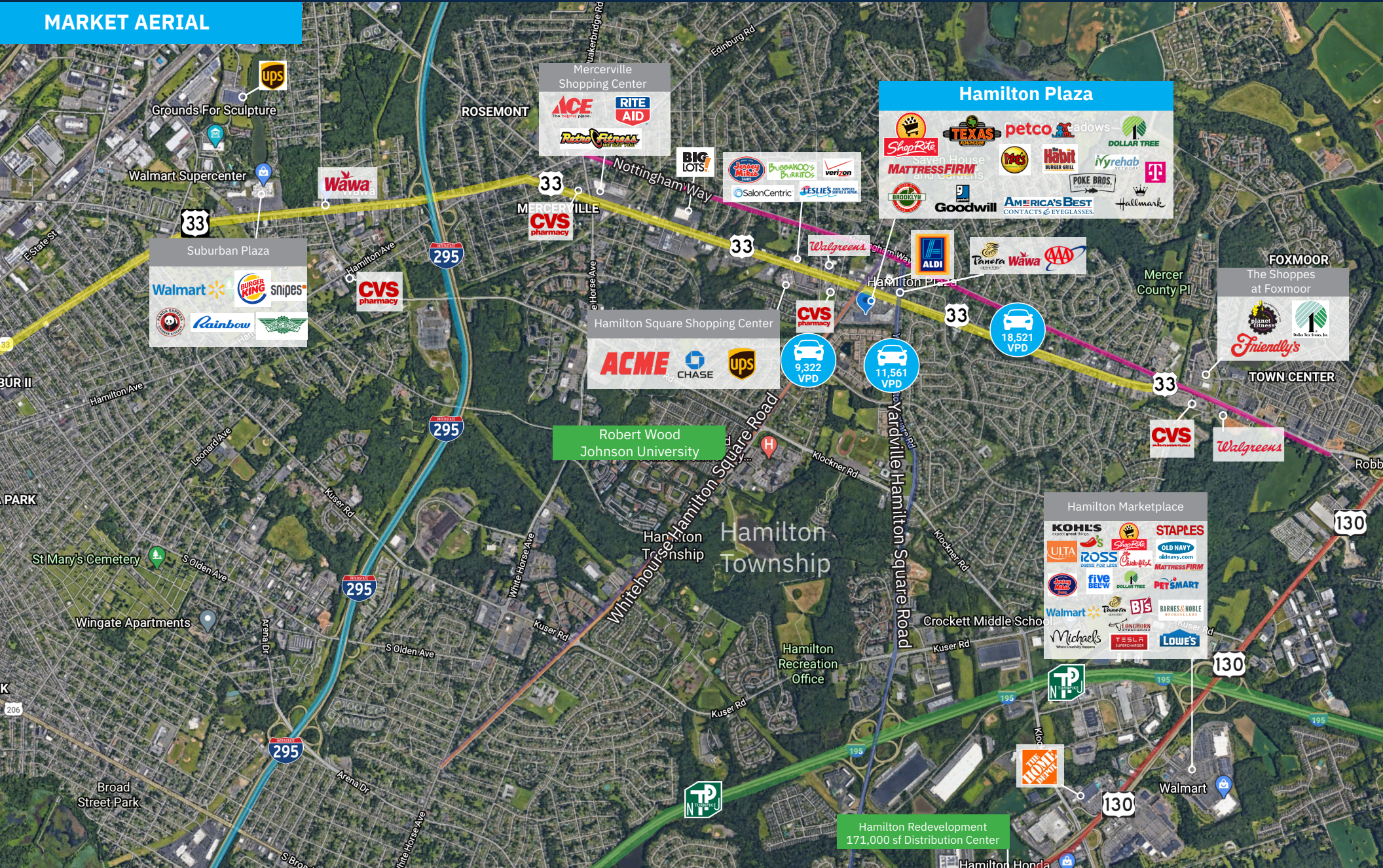
Population Within
A 5-Mile Radius



1235 HIGHWAY 33 | HAMILTON TOWNSHIP, NJ 08690

LEVIN
MANAGEMENT

MARKET AERIAL



CONTACT EXCLUSIVE AGENT

ED VASCONCELLOS
Leasing Representative
t. 908.226.5290 m. 856.912.4863
evasconcellos@levinmgt.com



Main Office
975 US Highway 22
North Plainfield, NJ 07060
800.488.0768
levinmgt.com | 70 YEARS