

# Hamilton Plaza

1235 HIGHWAY 33 | HAMILTON TOWNSHIP, NJ 08690

LEVIN  
MANAGEMENT



3.4M visits annually\*  
8.18 visit frequency\*  
39 min avg. duration\*

\*Property Data by Placer.ai



## Available Space

The center is now fully occupied. Sign up for the waiting list for any upcoming changes.

## Property Highlights

- **Premier Community Shopping Center:** 178,065 SF center anchored by ShopRite, the #1 most visited location within the local chain.
- **High-Traffic Destination:** The center sees 3.4 million annual visits, with a +3.1% YoY increase and a +7.8% Yo2Y growth.
- **100% Leased:** Williamspace Furniture and Home Décor – Coming Soon! The center is now fully occupied.
- **Prime Location:** Ideally situated at the intersection of Route 33 and Whitehorse-Hamilton Square Road, ensuring maximum exposure.
- **Seamless Access & Parking:** Ample on-site parking with smooth ingress and egress for customers.
- **Exciting New Additions:** Habit Burger with a drive-thru (built in 2024) and Poke Bros., further strengthening the center's dynamic tenant mix.
- **Attractive Broker Incentive:** 5% commission on leases up to 15,000 SF for co-brokers.

## Retailers



## Average Daily Traffic

18,521 NJ 33

11,561 Yardville Hamilton Square

9,322 White Horse - Hamilton Square Road

## Demographics

5-mile radius



184,748  
POPULATION



67,773  
HOUSEHOLDS



\$138,097  
AVERAGE HH INCOME



100,743  
DAYTIME POPULATION

Source: sitesusa.com

1235 HIGHWAY 33 | HAMILTON TOWNSHIP, NJ 08690

SF



# Hamilton Plaza

1235 HIGHWAY 33 | HAMILTON TOWNSHIP, NJ 08690

LEVIN  
MANAGEMENT

## PHOTO GALLERY





# Hamilton Plaza

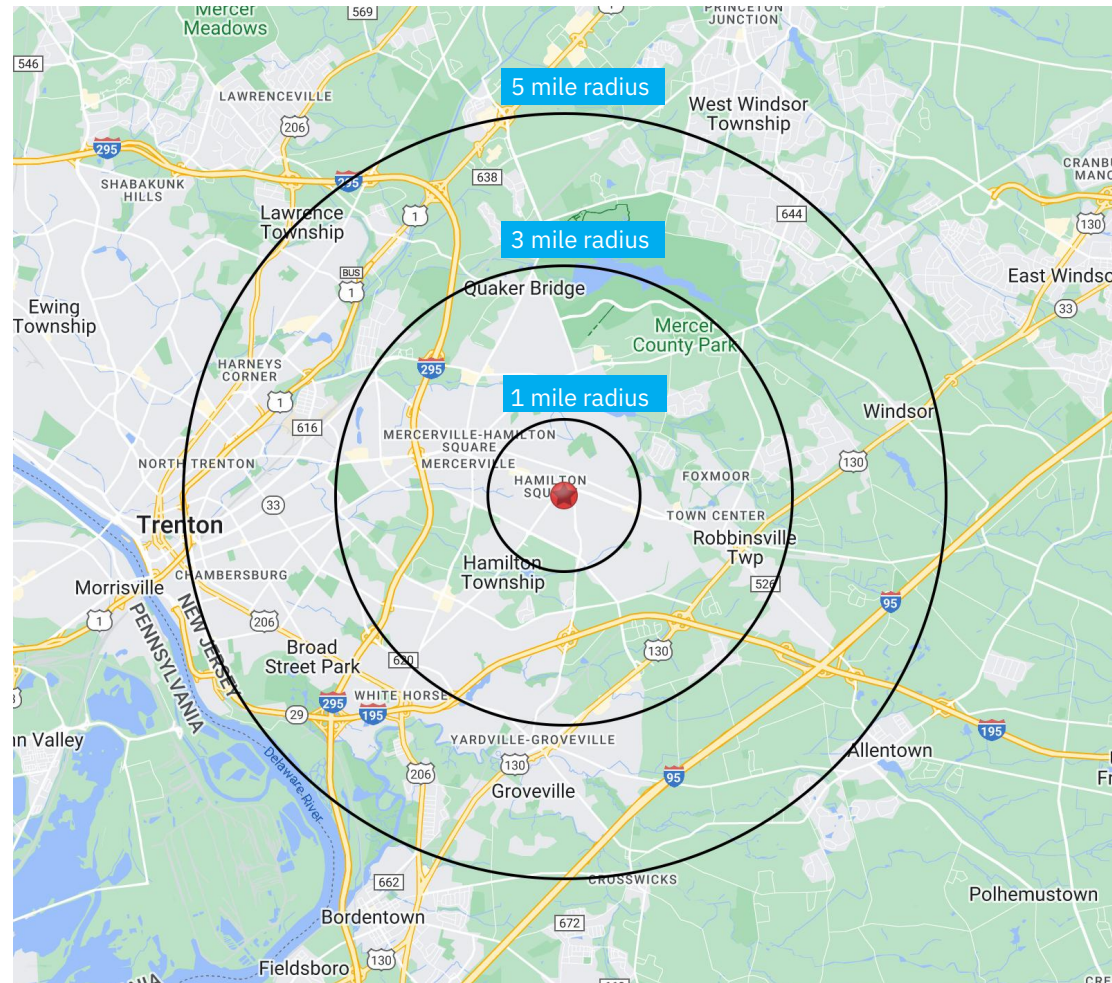
1235 HIGHWAY 33 | HAMILTON TOWNSHIP, NJ 08690

**LEVIN**  
MANAGEMENT

## DEMOGRAPHICS

2010-2020 Census, 2024 Estimates	1 mile radius	3 mile radius	5 mile radius
Population	10,482	61,933	184,748
Households	4,129	25,811	67,773
Average Household Income	\$163,641	\$145,689	\$138,097
Projected Average Household Income (2028)	\$185,461	\$162,963	\$157,279
Median Household Income	\$121,492	\$114,180	\$105,361
Total Businesses	390	2,648	6,349
Total Employees	4,767	31,876	75,714
Daytime Population	6,347	41,368	100,743
Total Annual Household Expenditure	\$422.06 M	\$2.39 B	\$6.04 B
HH Income \$200K or more	806	4,434	11,116
College Degree + (Bachelor Degree or Higher)	3,923	21,412	48,511

Source: sitesusa.com





# Hamilton Plaza

1235 HIGHWAY 33 | HAMILTON TOWNSHIP, NJ 08690

**LEVIN**  
MANAGEMENT

**3.4M Visits**

Over L12 Months

**#1 Most Visited**

Location Within Chain

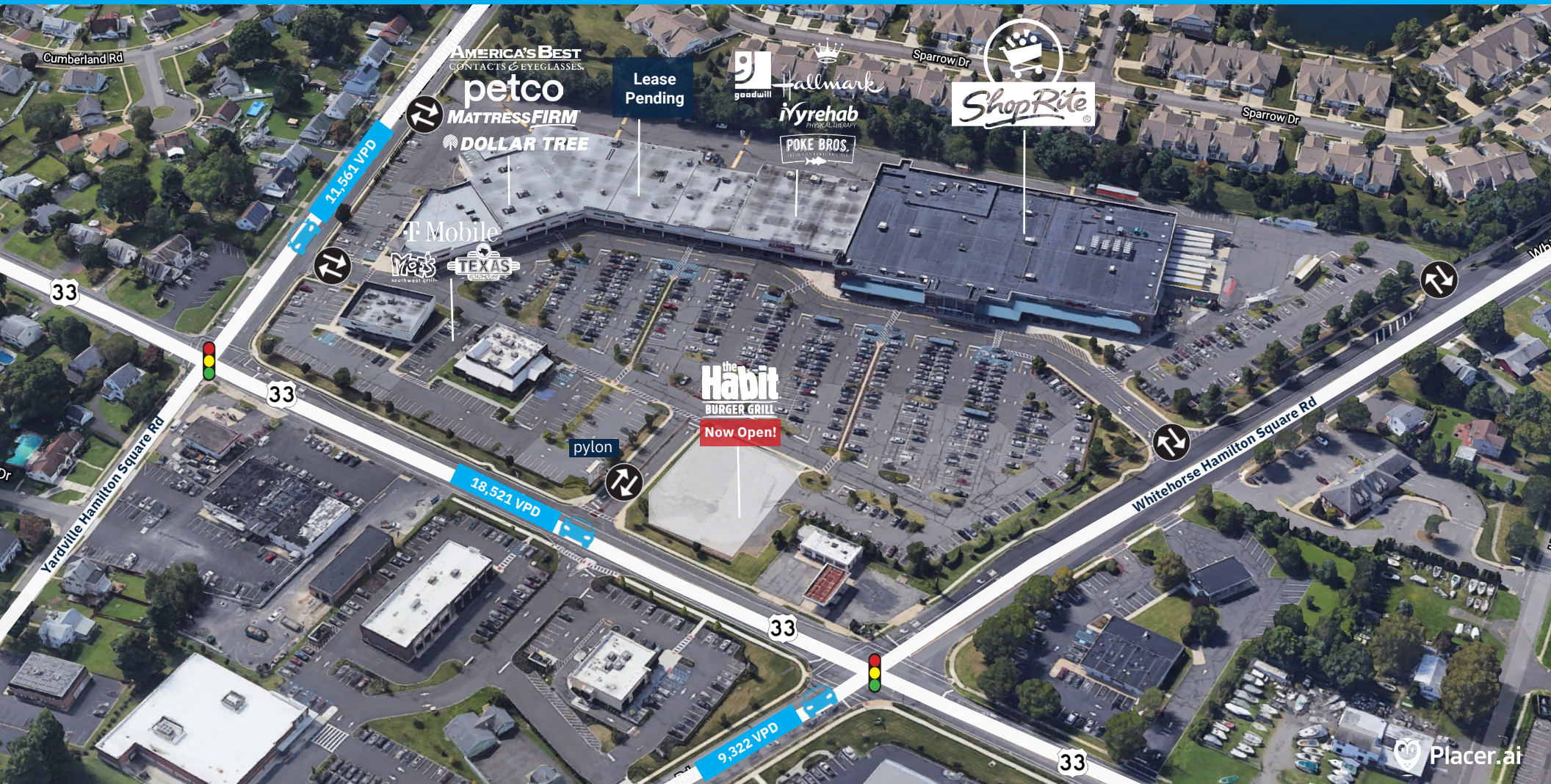
*ShopRite*

**#3 Most Visited Center**

Within A 15-Mile Radius

**184,748**

Population Within  
A 5-Mile Radius



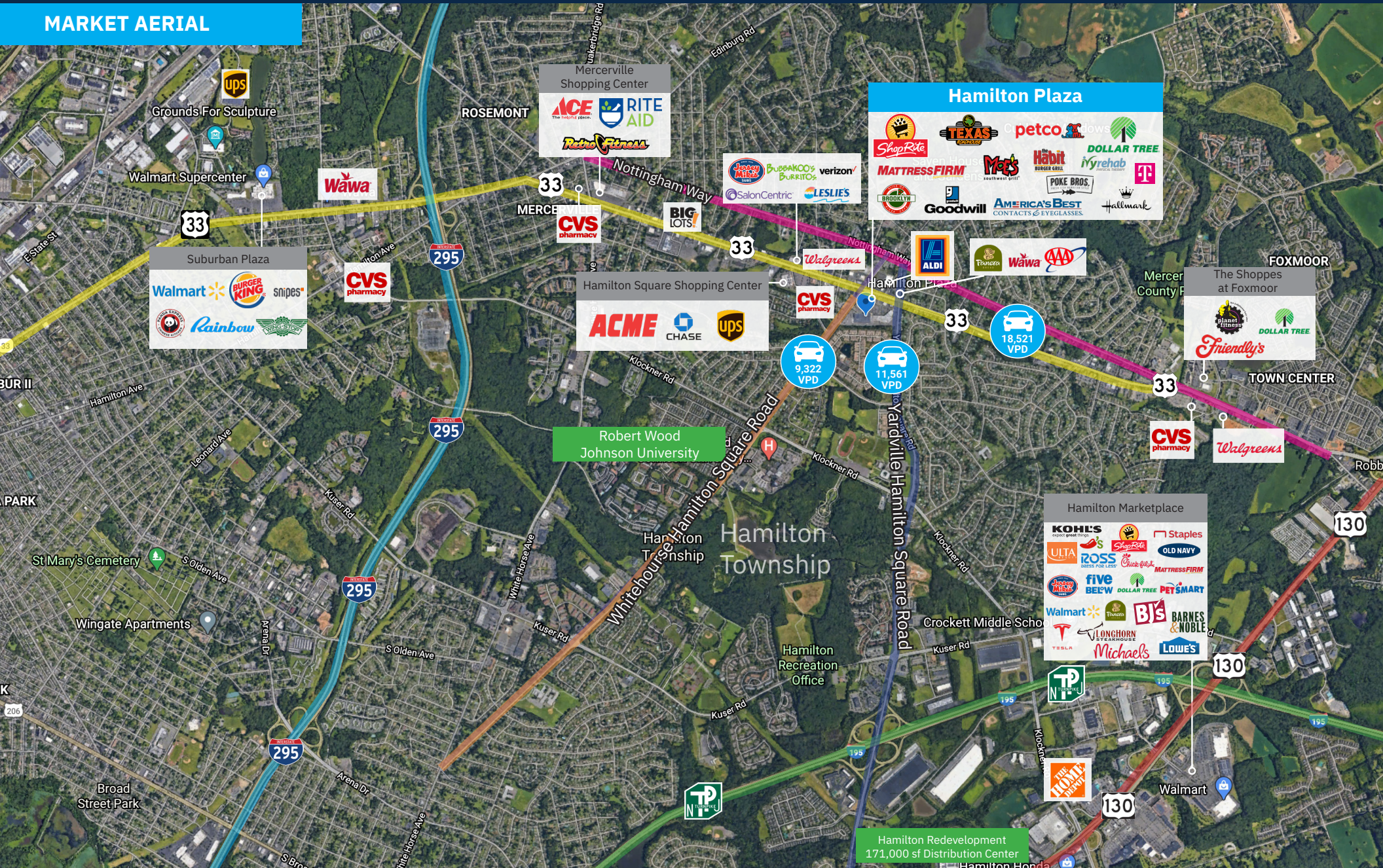


# Hamilton Plaza

1235 HIGHWAY 33 | HAMILTON TOWNSHIP, NJ 08690

LEVIN  
MANAGEMENT

## MARKET AERIAL





## CONTACT EXCLUSIVE AGENT

**ED VASCONCELLOS**  
**Leasing Representative**  
t. 908.226.5290 m. 856.912.4863  
evasconcellos@levinmgt.com



**Main Office**  
975 US Highway 22  
North Plainfield, NJ 07060  
800.488.0768  
**levinmgt.com | 70 YEARS**